

# Tatting the American Flag


By Sandy Scales

Split Ring Method

Intermediate

**Materials:**

Lizbeth Thread size 20 #601 - Snow White,  
#669 - Poppy Red, #652 - Royal Blue  
Two Tatting Needles or Two Tatting shuttles






Follow the diagram to tat this flag. All the rings have a total of 16 double stitches.

**NOTE:** The solid colored rings below are normal rings and are not split rings.

Start with the Blue section first, then the short rows and finish with the the long rows.

Lizbeth Size 20  
Approx 4.25" x 3.25"

**Legend**

-  Ring Solid color
-  Split Ring
-  Picot

